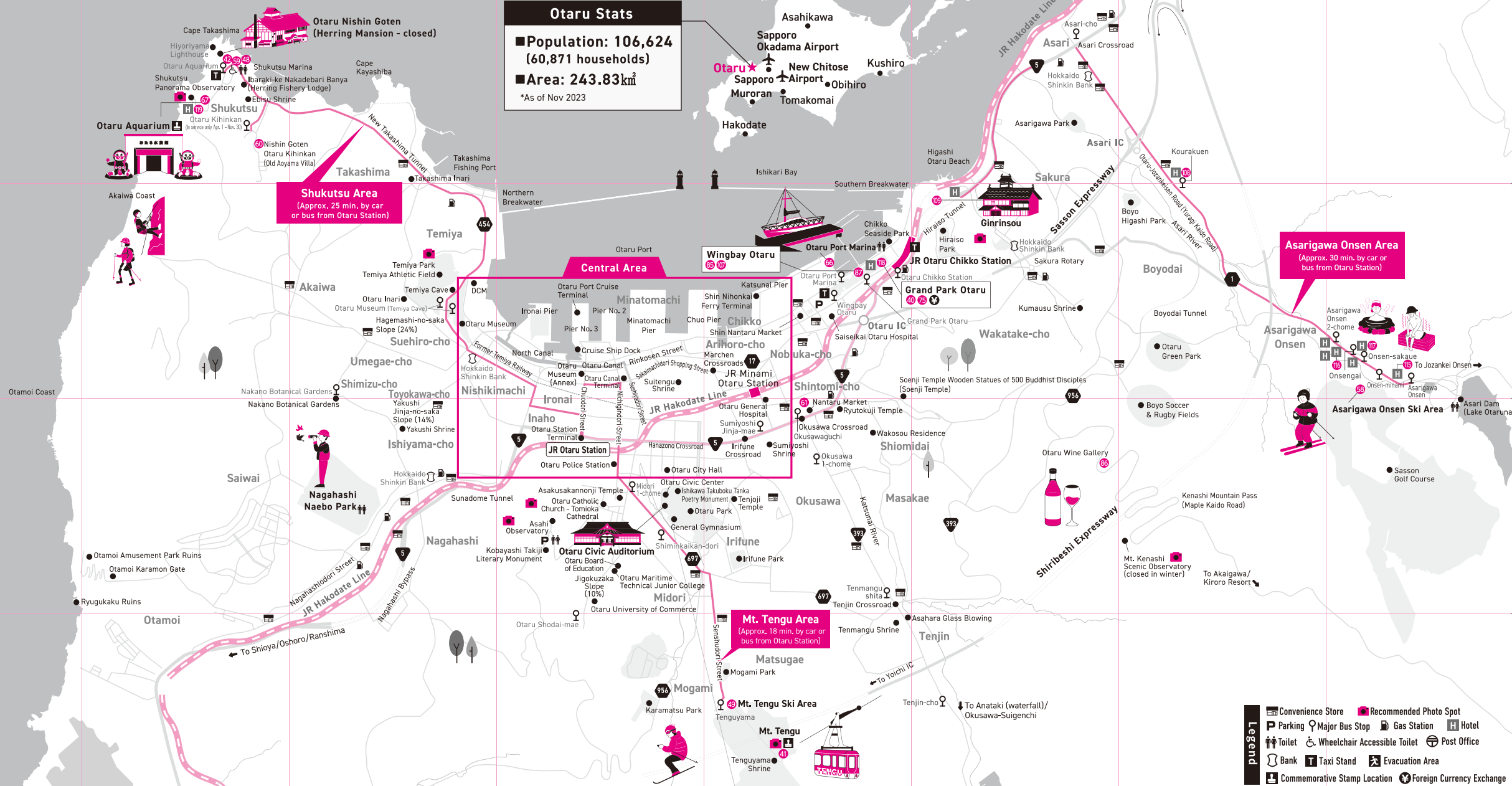
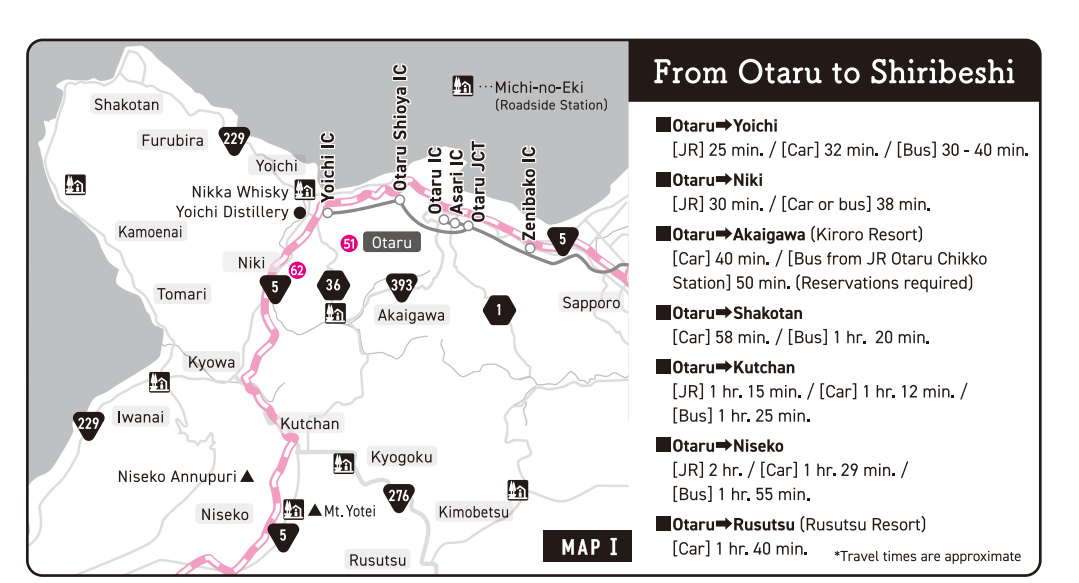
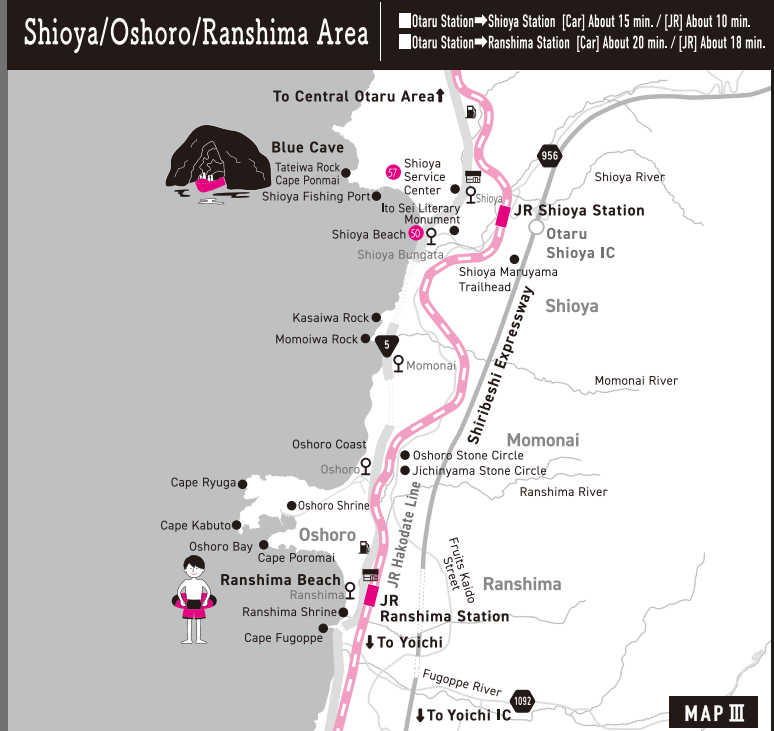
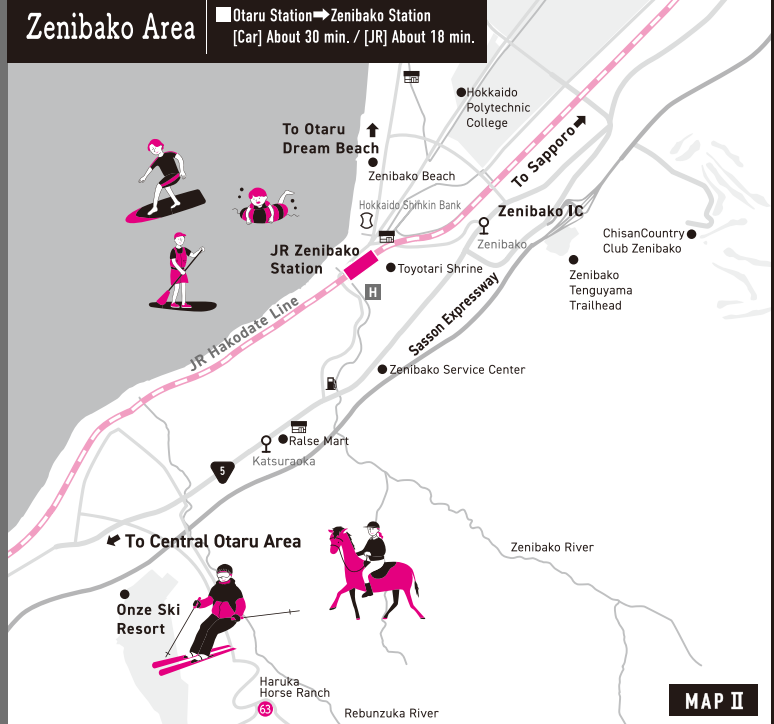


OTARU AREA MAP

Otaru Stats
 ■ Population: 106,624
 (60,871 households)
 ■ Area: 243.83km²
 *As of Nov 2023



- Legend**
- Convenience Store
 - Parking
 - Toilet
 - Bank
 - Commemorative Stamp Location
 - Recommended Photo Spot
 - Major Bus Stop
 - Wheelchair Accessible Toilet
 - Taxi Stand
 - Evacuation Area
 - Gas Station
 - Post Office
 - Hotel
 - Foreign Currency Exchange



Educational / Cultural & Tourist Facilities

Name	Address	TEL	Hours	Closed	Admission (general)
Otaru City Museum of Art	1-9-5 Ironai	0134-34-0035	9:30~17:00	Mondays, Year-end/New Year holidays*	¥300 (Excluding special exhibits)
Otaru Literary Museum	1-9-5 Ironai	0134-32-2388	9:30~17:00	Mondays, Year-end/New Year holidays*	¥300 (Excluding special exhibits)
Otaru Museum	1-3-6 Temiya	0134-33-2523	9:30~17:00	Tuesdays, Year-end/New Year holidays*	Summer: ¥400, Winter: ¥300
Otaru Museum (Annex)	2-1-20 Ironai	0134-22-1258	9:30~17:00	Year-end/New Year holidays	¥300
The Bank of Japan Otaru Museum	1-11-16 Ironai	0134-21-1111	9:30~17:00 (Last entry: 16:30) (Opens at 18:00 from December to March on a holiday/Year-end/New Year holidays)	Wednesdays/Open when Wednesday falls on a holiday/Year-end/New Year holidays	Free
Former Otaru Branch of Nippon Yusen Co.	3-7-8 Ironai	0134-32-4111 (Lifelong Learning Division (tel. 7331))	Currently closed for major restoration work		
Temiya Cave Museum	1-3-4 Temiya	0134-33-2523 (Otaru Museum Main Building)	9:30~17:00	Tuesdays*. Call for winter hours (Early November to late April)	¥100
Otaru Nishin Goten (Herring Mansion)	3-2-28 Shukutsu	0134-32-4111 (Tourism Promotion Office (tel. 7284))	Currently closed for disaster restoration work		

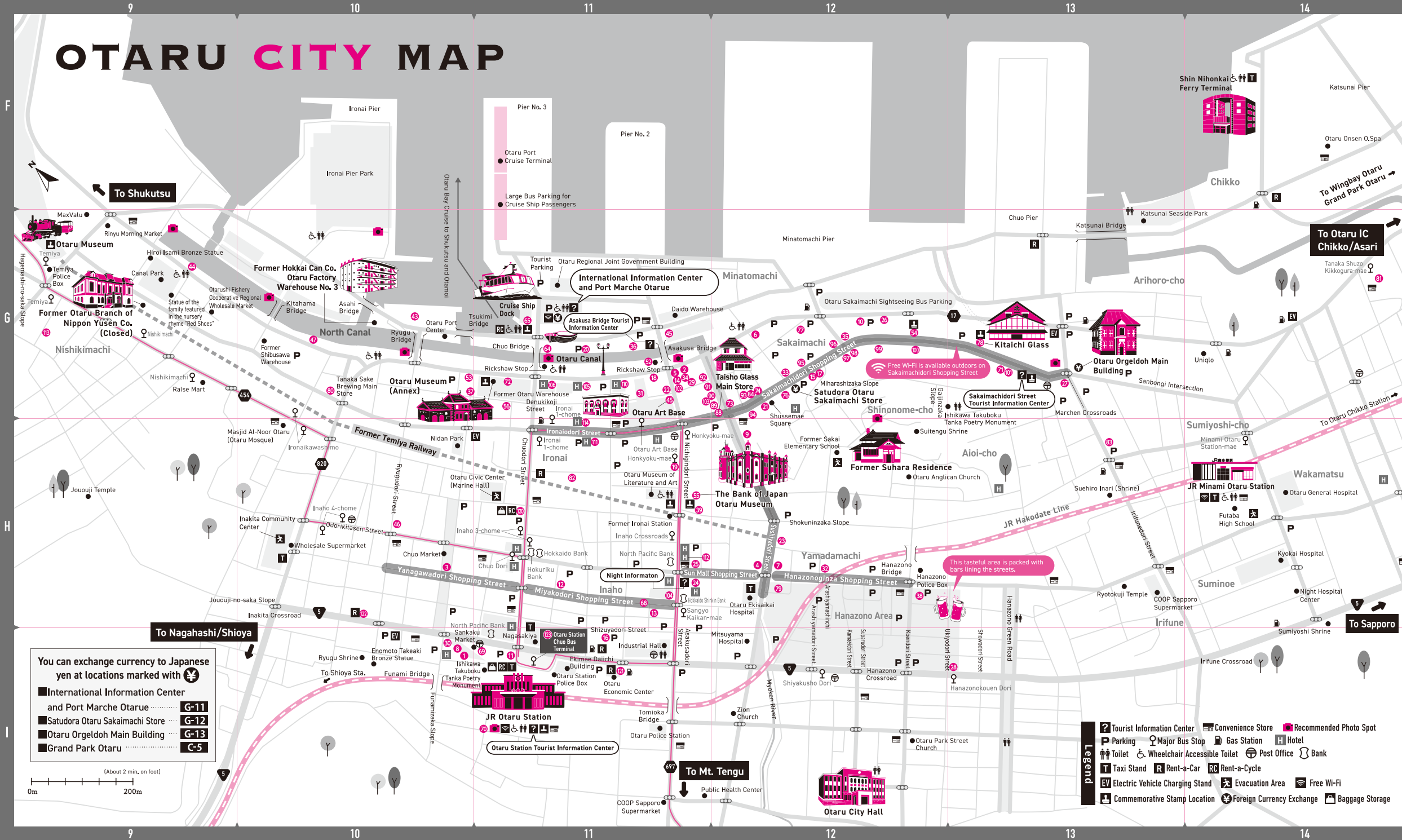
*Entry to each facility is free of charge for elementary and junior high school students. *Closed the following weekday when a holiday falls on a usual closing day.

MAP INDEX

40 Teppanyaki Cocoro	C-5	59 Otaru Blue Cave Cruise with Mini Fishing Activity	B-2	86 Otaru Wine Gallery	D-6
41 TENGUU CAFE	E-5	60 Nishin Goten Otaru Kihinkan	B-2	87 Wingbay Otaru	C-5
42 Minshuku Aotsuka Shokudo	B-2	61 KOO Inc.	D-5	107 Wingbay Camp Garden	
48 Otaru Blue Cave Glass Boat	B-2	62 Sakuranboyama Sightseeing Farm	MAP I	Umi to Sora	C-5
49 Otaru Tenguyama Ropeway and Ski Area	E-5	63 Haruka Horse Ranch	MAP II	108 Otaru Kourakuen	B-7
50 Salt Valley 408	MAP III	66 Otaru Port Marina	C-5	109 Ginrinsou	C-6
51 Nitori Sightseeing Orchard	MAP I	67 Otaru Aquarium	B-2	115 Asarigawa Onsen Hotel	C-8
57 Blue Cave Sightseeing Shioya	MAP III	75 Orgeldoh® Kaimeiro	C-5	116 WINKEL VILLAGE	C-8
58 Asarigawaonsen Ski Resort	C-8	85 AEON Otaru	C-5	117 Otaru Asari Classe Hotel	C-8
				118 Grand Park Otaru	C-5
				119 Hotel Neuschloss Otaru	B-2



TAKE FREE



Access Guide

It takes about 32 minutes to get to Otaru from Sapporo by JR Rapid train.

Niigata	By ferry: Approx. 16 hr. Rapid Airport train runs twice an hour during the day. Airplane: Approx. 1 hr, 35 min.	Haneda Airport
	Approx. 34 km	Approx. 47 km
Otaru	JR/Rapid Airport train: Approx. 32 min. Via Sasson Expressway	By JR/Rapid Airport train: Approx. 38 min. Via Hokkaido Expressway
	By Express bus (Chuo Bus/JR Bus): Approx. 60 min.	By Express bus: Approx. 80 min.
Maizuru	By ferry: Approx. 21 hr.	By expressway: Approx. 70 min. By airplane: Approx. 2 hr, 10 min.

Tourist Taxi/Taxi Companies in Otaru

Sightseeing taxi charters available. Please contact us.
*Please note fares are subject to change. Please check in advance.

■ Tombo Hire 0134-26-2525	■ Otaru Subame Taxi 0134-27-2111
■ Midori Compact Car Hire 0134-25-2211	■ Kodama Kotsu 0134-25-1234
■ Kinsel Otaru Hire 0134-23-8181	■ Kyodo Kotsu (Otaru Hire) 0134-29-4188
■ Hokkaido Chuo Taxi 0134-23-1616	■ Zenibako Kotsu 0134-62-6262

Base Taxi Fare ¥630 and up

Local Buses to Tourist Attractions

Fare (per ride) Adult ¥240/Child ¥120

Otaru City Bus One-Day Pass Adult ¥800/Child ¥400

The One-Day Pass offers unlimited rides on the Otaru City Bus (within designated area).
[Sold at] Otaru Station Chuo Bus Terminal, on the bus, etc.

Smart transportation cards such as SAPICA, Kitaca, and Suica may be used.

Real Time Service Information

Ferry Information

Shin Nihonkai Ferry
TEL.0134-22-6191

Niigata ⇄ Otaru 6 trips per week

- Departs Otaru→Arrives Niigata Mon. - Sat. [17:00 - 9:15 next day]
- Departs Niigata→Arrives Otaru Tue. - Sun. [12:00 - 4:30 next day]

Maizuru ⇄ Otaru

- Departs Otaru→Arrives Maizuru Every day [23:30 - 21:15 next day]
- Departs Maizuru→Arrives Otaru Every day [23:50 - 20:45 next day]

*Please confirm service days and schedule in advance. *Schedule is subject to change.

Home to charming, historic neighborhoods surrounded by a magnificent natural landscape, Otaru is the perfect place to visit.

Not only will you find plenty of scenic spots such as the Otaru Canal and Blue Grotto, but there are also plenty of famous treats to fill your belly such as fresh seafood, Western-style dishes, and sweets. Come experience Otaru's seasonal delights and enjoy how it changes from day to night!

Otaru Sightseeing Assistance | Otaru Tourist Information Centers

Otaru International Information Center [G-11]

5-3 Minatomachi
9:00~20:00
*Hours subject to change depending on season and events
Open 365 days a year
☎ 0134-33-1661

Otaru Station Tourist Information Center [E-11]

2-22-15 Inaho (Inside Otaru Station)
9:00~18:00
*Hours subject to change depending on season and events
Open 365 days a year
☎ 0134-29-1333

Asakusa Bridge Tourist Information Center [G-11]

5 Minatomachi (Otaru Canal)
9:00~18:00
*Hours subject to change depending on season and events
Open 365 days a year
☎ 0134-23-7740

Sakaimachidori Street Tourist Information Center [G-13]

6-11 Sakaimachi (In front of Taisho Glass Creators Market Sou)
9:00~18:00
Open 365 days a year
☎ 0134-27-1133

Otaru Tourism Association Information [H-11]

1-4-15 Inaho (Near the entrance to Sun Mall Shopping Street Otaru Stall Village Renga Alley)
17:00~22:00
Open 365 days a year

Otaru Asobi
*Tourism Information
<https://otaru-asobi.jp/>

Gnome
Otaru Tourist Map

Hokkaido Travel Safety Information
<https://hokkaido-safe-travel,brdg,site/>

MAP INDEX

- 1 Ajidokoro Takeda H-10
- 2 Otaru Ankake Yakisoba Kakuryu G-11
- 3 Otarukaisendon Gangantei H-10
- 4 Otaru Sushiyadori Nihonbashi H-12
- 5 Otaru Denuki-koji G-11
- 6 Sushi-Go-Round Waraku Otaru G-12
- 7 Café & Restaurant Kaiyotei Koshiji H-12
- 8 Kita no Donburiya Takinami Shokudo I-10
- 9 Beef Cutlet Otaru Kurosawa H-12
- 10 Yan-shu Kita-no-Ryoba Steak and Kaisendon G-12
- 11 Ramen Nishiya Otaru Station I-11
- 12 Wagyu Kurosawa Otaru Station H-11
- 13 Amato H-11
- 14 Ungaya G-11
- 15 Otaru Ezoya G-12
- 16 Yabuhan Soba Restaurant I-11
- 17 Otaru Takeno Sushi G-12
- 18 Hao Chinese Restaurant G-11
- 19 Otaru Bine (Main Store) H-11
- 20 Otaru Beer Otaru Soko No.1 G-11
- 21 Otaru Porokara G-12
- 22 Otaru Masazushi Zen-an G-11
- 23 Otaru Masazushi Main Store H-12
- 24 Otaru Stall Village Renga Alley H-11
- 25 Otaru Stall Village Roman Alley H-11
- 26 Kahisakan Otaru Store G-12
- 27 Gin-no-Kane No. 1 Building G-13
- 28 Kushiyaki Taisho Hanazono I-13
- 29 Sawasaki Suisan Kaisen Shokudo G-11
- 30 Sankakutei I-10
- 31 Shimatani Café G-11
- 32 Shikamazushi H-12
- 33 Donburi Chaya Otaru Sakaimachidori G-12
- 34 Bar and Cafe Nikka Bar Rita G-11
- 35 Fujizushi Otaru G-12
- 36 Hokkai Aburiyaki Otaru Canal Warehouse G-11
- 37 Restaurant Mangiare TAKINAMI G-10
- 38 Ramen Nishiya Hanazono H-12
- 39 Wagyu Kurosawa Otaru Main Store H-11
- 40 Blue Cave Ryugu Cruise G-10
- 41 Otaru Blue Cave Waku Waku Cruising G-9
- 42 Otaru Art Base G-11
- 43 NAKAMORI Glass Atelier H-10
- 44 Original Blue Cave Cruise by Tuusen G-10
- 45 Rickshaw Ebisuya Otaru G-11
- 46 Otaru il PONTE G-10
- 47 Kitaichi Venetian Art Museum G-12
- 48 The Bank of Japan Otaru Museum H-11
- 49 Yuzu Kobo The Glass Beads Studio G-11
- 50 Otaru Canal Cruise G-11
- 51 Otaru Bay Cruise G-11
- 52 Miyakodori Shopping Street H-11
- 53 Maruki Takinami Shoten I-11
- 54 Tarche, Marche inside Otaru Station I-11
- 55 Otaru Fukuro G-13
- 56 Otaru Department Unga Plus G-11
- 57 Otaru Romankan G-12
- 58 Orgeldoh® Kaimeiro G-12
- 59 Kakumarudou Otaru G-12
- 60 Kamaei Factory Store G-12
- 61 Kitaichi Glass Sango-kan G-13
- 62 Sawa-no-Tsuyu Honpo H-12
- 63 Tanaka Sake Brewing Main Store G-10
- 64 Tanaka Sake Brewing Kikkogura G-14
- 65 HOKKAIYA H-11
- 66 Maruamami H-13
- 67 Rishiriya Minoya Main Store G-12
- 68 Taisho Glass Main Store G-12
- 69 Taisho Glass Creative Studio Glass G-12
- 70 Taisho Glass Glass Beads Studio G-11
- 71 Taisho Glass Gallery Gekkabijin G-11
- 72 Taisho Glass Lamp Bead Studio G-11
- 73 Taisho Glass SORA G-12
- 74 Taisho Glass Utsuwaya G-12
- 75 Okuno Shoten G-12
- 76 Taisho Glass Shukigura G-12
- 77 Taisho Glass Kuboya G-12
- 78 Taisho Glass Mahalo G-12
- 79 Taisho Glass Kanzashiya G-12
- 80 Taisho Glass Hokkoriya G-12
- 81 Taisho Glass Creators Market Sou G-13
- 82 Gold Croquette Otaru Canal Store G-11
- 83 Gold Croquette Ironai Store G-11
- 84 Authent Hotel Otaru H-11
- 85 Hotel Sonia Otaru G-11
- 86 Hotel Nord Otaru G-11
- 87 Canal Side Hotel Otaru Furukawa G-11
- 88 OM05 Otaru by Hoshino Resorts H-11
- 89 Guest House Otaru YaDo H-11
- 90 CozylInn OTARU G-9
- 91 Hotel Torifito Otaru Canal H-11
- 92 Toyota Rent a Car Otaru Station Inaho 2-chome I-11
- 93 Toyota Rent a Car Otaru Station H-10
- 94 Hokkaido Chuo Bus Otaru Terminal I-11

Emergency Contact Information

■ Reporting Accidents 110	■ Nighttime Medical Emergency Center (Weekdays: 18:00 - 7:00 next day) / 1-7-6 Suminoe 0134-22-4618
■ Fire/Rescue/Ambulance 119	■ On-duty Hospital Telephone Service (Saturdays, holidays) 0134-22-4618
■ Reporting Marine Accidents 118	■ Emergency Information for Tourists from Overseas (JNTO Call Center) 050-3816-2787